



TGI CONNECT

TGI Vizicube Cargo Sensor

The **Vizicube Cargo Sensor** by TGI Connect is a groundbreaking innovation that transforms trailer monitoring.

Harnessing cutting-edge technology, including **AI and Edge Computing**.

The **Vizicube Cargo Sensor** ensures real-time data capture on location, temperature, door activity, and cargo status. Elevate your logistics game, **mitigate risks**, and **optimize** asset management with **unrivalled precision**.



Trailer Connect ID Advantages:

- Roll/Swing Door Detection
- Load Level Sensing
- Vibration Monitoring
- Temperature Events
- Data Logging
- Ease of Installation - No wires

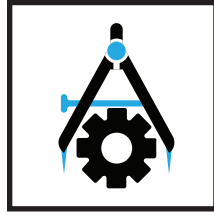
All data is transmitted over a satellite network to ensure your fleet has continuous monitoring not limited by mobile dead zones

TGI Vizicube Cargo Sensor



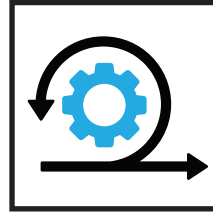
Real-Time Data Monitoring:

Real time data capture giving you immediate visibility on cargo status



Precision & Accuracy:

Provides accurate and reliable data, ensuring that logistics and asset management decisions are based on trustworthy information



AI and Edge Computing:

Leverage advanced technologies to enhance data, processing capabilities, enabling faster, and more intelligent decision-making



Risk Management and Optimization:

Prioritize sensors that not only provide data, but also contribute to mitigating risks and improving the efficiency of cargo transportation operations

Vizicube Cargo Sensor captures location, temperature, door activity, and cargo status

Specifications:

On-board Sensing Modules

- 8x8 Time of Flight multi-zone ranging sensor
- 3-axis accelerometer
- 3-axis gyroscope
- -40 to 80C (+/- 0.5C) temperature sensing
- Optional sensor and BUS support

Communications

- Bluetooth BLE 5.0 communications
- NFC for Android mobile connection
- GlobalStar SmartOne BLE interface

Indicators

- Two Tri-color (R/G/B) LEDs
- LCD display option available

Environment and Casing

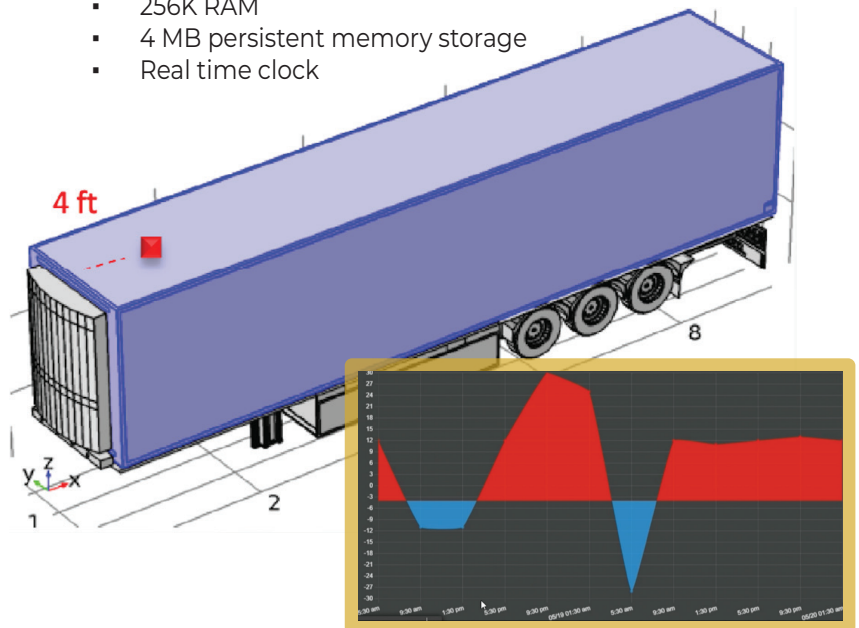
- 1" x 2.3" x 2.5" dimensions
- IP67 rated enclosure

Energy

- Micro-amp standby operation
- Intelligent LUA controlled battery usage
- 2.7Ah Primary Lithium Battery

Intelligence

- LUA scripting language
- Internal Machine Learning Core
- 256K RAM
- 4 MB persistent memory storage
- Real time clock



Ready to Transform your Business?

905 QUEENSTON ROAD, STONEY CREEK, ON L8G 1B6
WWW.TGI-CONNECT.COM
INFO@TGI-CONNECT.COM
866-539-5081
905-930-9446

